


COST OF CAPITAL


KEY ACHIEVEMENTS IN 2020

Global Modules Available in the Cost of Capital Navigator

U.S. Data



International Data*



- U.S. Cost of Capital Module
- U.S. Industry Benchmarking Module
- International Cost of Capital Module*
- International Industry Benchmarking Module*

*Launched after January 1, 2020

New Partnership with the CFA Research Institute

Established in 2020



- SBBI® Yearbook Summary Edition
- International Cost of Capital Summary Edition

Global Cost of Capital Thought Leadership in 2020

SUBSCRIBERS OF THE COST OF CAPITAL NAVIGATOR ARE LOCATED IN

78 COUNTRIES

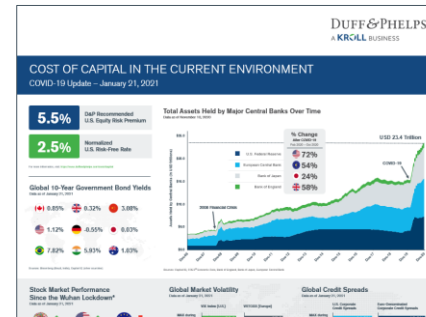
~172,000 VIEWS OF DUFF & PHELPS COST OF CAPITAL-RELATED WEB PAGES

44% OF WEBCAST ATTENDEES EXCLUSIVELY USE DUFF & PHELPS' EQUITY RISK PREMIUM DATA*

*April 16, 2020 Duff & Phelps Webinar: "Cost of Capital in the Current Environment" audience polls. N = 1,885 live participants, including less than 0.1% Duff & Phelps employees.

COVID-19 Tracking and Other Cost of Capital Tools

(Launched in 2020 on dpcostofcapital.com)



Infographic



Industry WACC Tool



Country Risk Heatmap