

INDUSTRY INSIGHTS

Healthcare Services Sector Update

October 2020



Q Highlights

The **S&P Healthcare Services** Index increased by 1.8% over the last month, compared to the S&P 500 Index, which decreased 3.3% over the same period.

Over the past month:

The sectors that experienced the most growth were Healthcare Staffing (up 12.5%), Assisted/Independent Living (up 9.6%) and Home Health/Hospice (up 5.5%).

The sectors that experienced the largest declines were Providers – Other (down 9.5%), HCIT (down 6.3%) and Dialysis Services (down 5.8%).

The current average Last Twelve Months (LTM) revenue and LTM EBITDA multiples for the healthcare services industry overall are 1.61x and 9.8x, respectively.

THE SECTORS WITH THE HIGHEST VALUATION MULTIPLES



Healthcare Services Sector Update .o

Market Sector	No. of Companies	Ag. Equity Mkt. Value (\$mn)	Average % Change		LTM Multiples		Earnings Ratio		PEG Ratio 2020E
			1 mo	12 mo	Rev	EBITDA	LTM	2020E	
Providers									
Acute Care Hospitals	4	\$54,549	0.6%	(8.1%)	1.13x	8.4x	11.6x	9.6x	1.0x
Assisted/Independent Living	3	698	9.6%	(51.3%)	1.44x	13.0x	5.1x	2.9x	NM
Behavioral Health	3	16,487	(4.1%)	4.9%	0.34x	12.3x	26.9x	16.4x	1.7x
Dialysis Services	3	32,437	(5.8%)	18.1%	1.72x	9.9x	13.1x	11.9x	0.6x
Healthcare Staffing	2	3,351	12.5%	7.8%	1.08x	15.0x	35.9x	21.6x	2.4x
Home Health/Hospice	6	27,305	5.5%	73.0%	3.09x	18.9x	38.2x	31.7x	2.7x
Rehabilitation	4	10,206	(3.8%)	(2.8%)	2.82x	14.0x	23.1x	26.3x	3.5x
Skilled Nursing	3	4,177	2.5%	23.6%	1.18x	13.4x	17.1x	19.1x	1.3x
Providers – Other	4	2,902	(9.5%)	48.0%	4.06x	13.3x	NM	8.5x	6.6x
Payors/Managed Care									
Commercial Managed Care	5	\$474,061	(1.7%)	16.3%	1.95x	9.8x	14.7x	15.1x	1.2x
Government Managed Care	2	45,324	1.5%	22.8%	0.49x	7.6x	14.9x	13.5x	1.2x
Specialty Managed Care	2	1,055,981	0.0%	(0.0%)	0.50x	6.5x	14.6x	14.3x	NM
Consumer Directed Health/Wellness	5	\$6,989	(0.5%)	(6.3%)	2.37x	15.7x	NM	21.4x	3.2x
HCIT	25	\$106,488	(6.3%)	45.6%	3.90x	26.3x	28.9x	23.5x	2.2x
Other Outsourced Services									
Care Management/Third-Party Administrator	4	\$7,846	(2.6%)	(5.1%)	1.55x	13.4x	28.1x	16.7x	0.7x
Clinical Laboratories	8	54,091	3.5%	36.1%	2.67x	12.5x	23.2x	18.5x	1.4x
Contract Research Organizations	6	73,615	(3.7%)	17.6%	3.26x	19.4x	31.7x	24.7x	2.3x
Hospital Vendors	4	7,510	0.4%	5.1%	1.83x	27.2x	19.0x	43.0x	2.3x
Healthcare Consulting	1	817	(3.7%)	(42.8%)	1.30x	12.2x	NM	22.4x	NM
Product									
Distribution	7	\$71,798	0.7%	14.4%	0.67x	10.8x	18.9x	14.1x	3.1x
Healthcare REITS	15	\$76,740	(3.9%)	(32.5%)	10.67x	16.5x	28.2x	35.9x	NM

Healthcare Services Sector Update

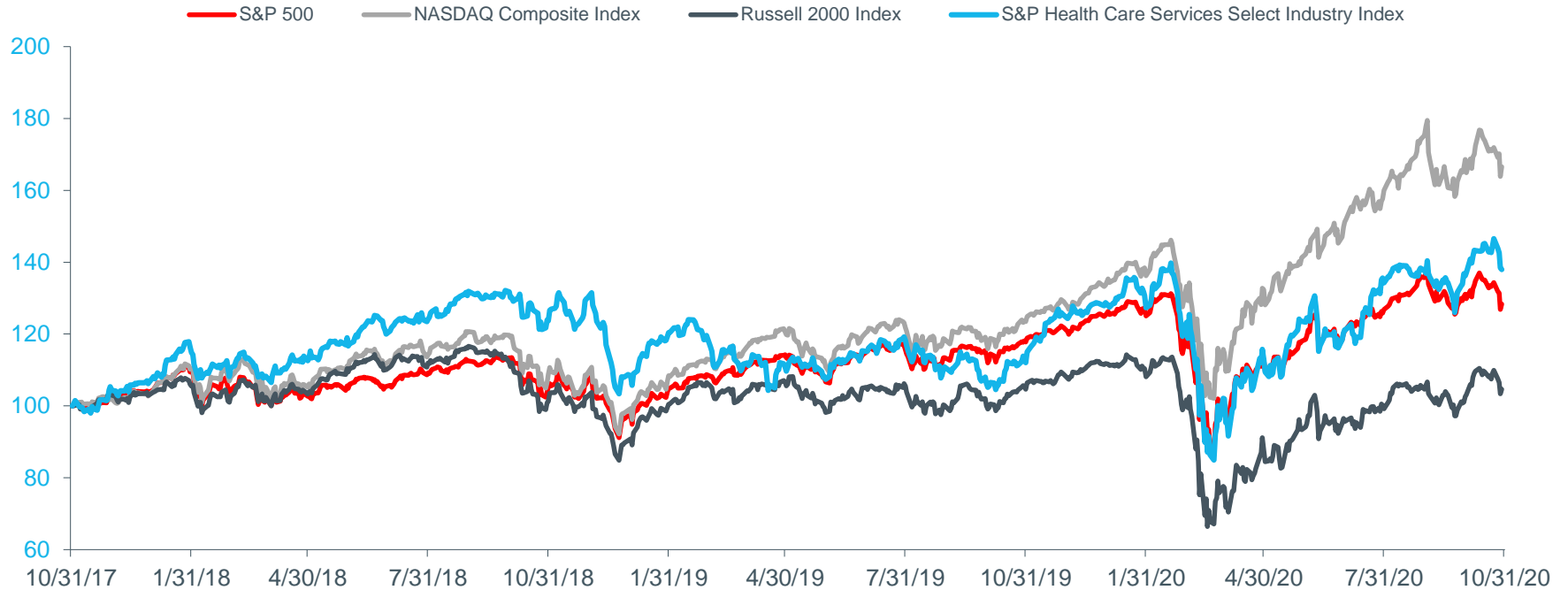
Market Indices	Value at 10/31/2020	% Change			
		1 mo	YTD	12 mo	36 mo
S&P 500	3,270.0	(3.3%)	1.2%	7.7%	27.0%
NASDAQ Composite Index	10,911.6	(3.7%)	21.6%	31.6%	62.2%
Russell 2000 Index	1,538.5	0.5%	(7.8%)	(1.5%)	2.4%
S&P Composite 1500 Health Care Facilities (Sub Ind)	316.0	0.9%	(14.8%)	(5.5%)	45.4%
S&P Composite 1500 Health Care Providers & Services (Industry)	1,002.4	(0.7%)	(3.2%)	10.2%	27.8%
S&P Composite 1500 Managed Health Care (Sub Ind)	1,871.0	(1.9%)	1.6%	18.3%	38.9%
S&P Health Care Services Select Industry Index	11,960.4	1.8%	7.8%	23.8%	35.5%

Interest Rates	Value at 10/31/2020	1 mo ago	3 mo ago	12 mo ago
LIBOR - USD - 6 months	0.24%	0.25%	0.31%	1.90%
U.S. Treasury - 2 years	0.14%	0.14%	0.11%	1.56%
U.S. Treasury - 5 years	0.38%	0.28%	0.21%	1.56%
U.S. Treasury - 10 years	0.86%	0.68%	0.54%	1.73%
U.S. Treasury - 30 years	1.64%	1.46%	1.20%	2.21%
U.S. Prime Rate	3.25%	3.25%	3.25%	4.75%

Capitalization Profile	No. of Co's	Ag. Equity Mkt. Value	% Total No. of Co's	% Ag. Equity Mkt. Value	Average Stock Performance			
					1 mo	YTD	12 mo	36 mo
> \$5 billion	40	\$979,783	34.5%	90.0%	(2.1%)	9.1%	19.9%	65.2%
\$1 billion - \$5 billion	41	94,286	35.3%	8.7%	1.0%	11.4%	18.8%	38.1%
\$250 million - \$1 billion	24	13,610	20.7%	1.2%	2.5%	(8.7%)	(3.3%)	42.3%
\$100 million - \$250 million	5	884	4.3%	0.1%	(20.4%)	12.0%	25.1%	(61.5%)
< \$100 million	6	234	5.2%	0.0%	(12.1%)	(33.5%)	(33.6%)	(41.1%)
Total/Average (\$mn)	116	\$1,088,798	100.0%	100.0%	(6.2%)	(2.0%)	5.4%	8.6%

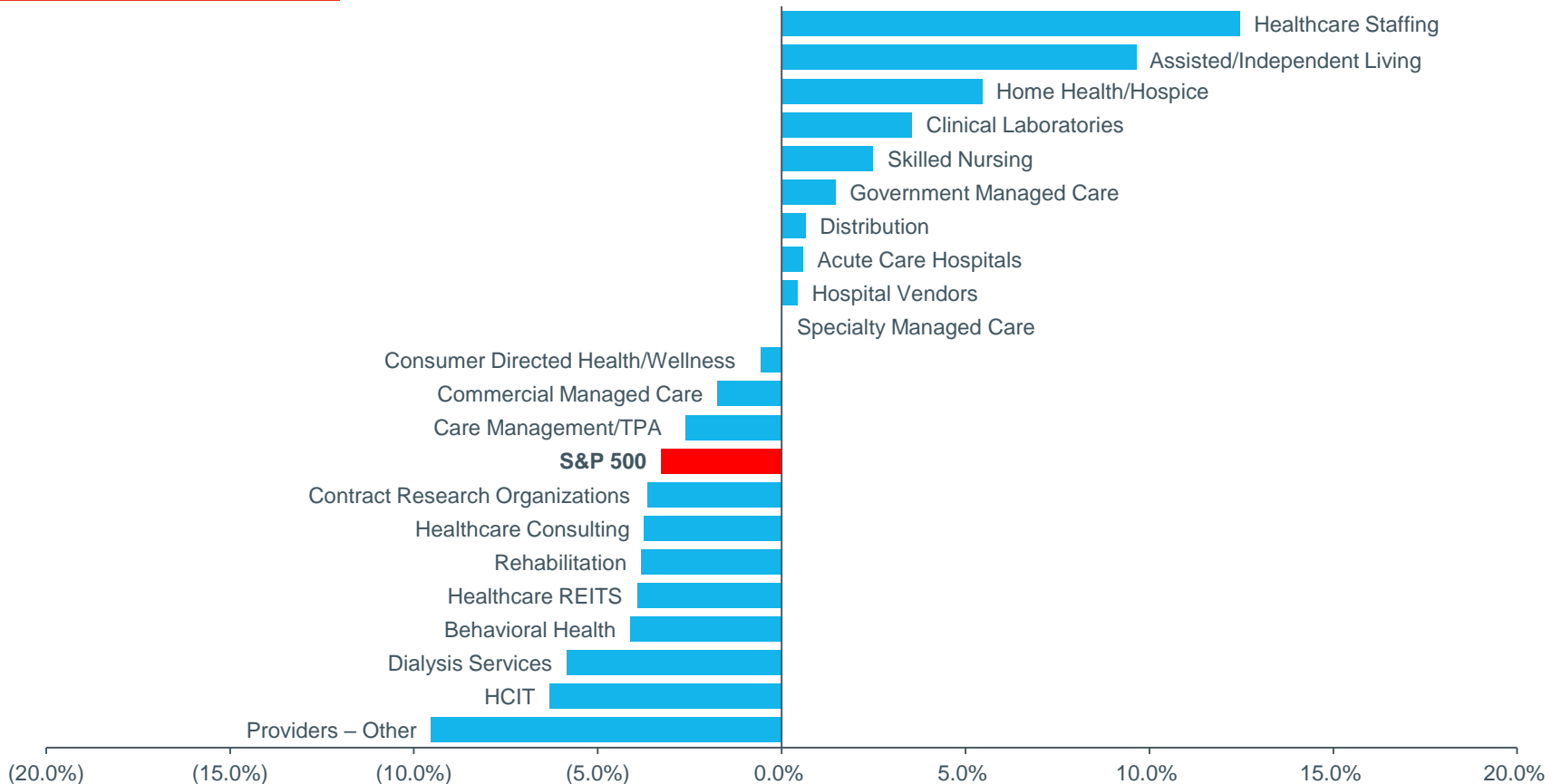
Healthcare Services Market Performance

Performance of Market Indices for Last 36 Months



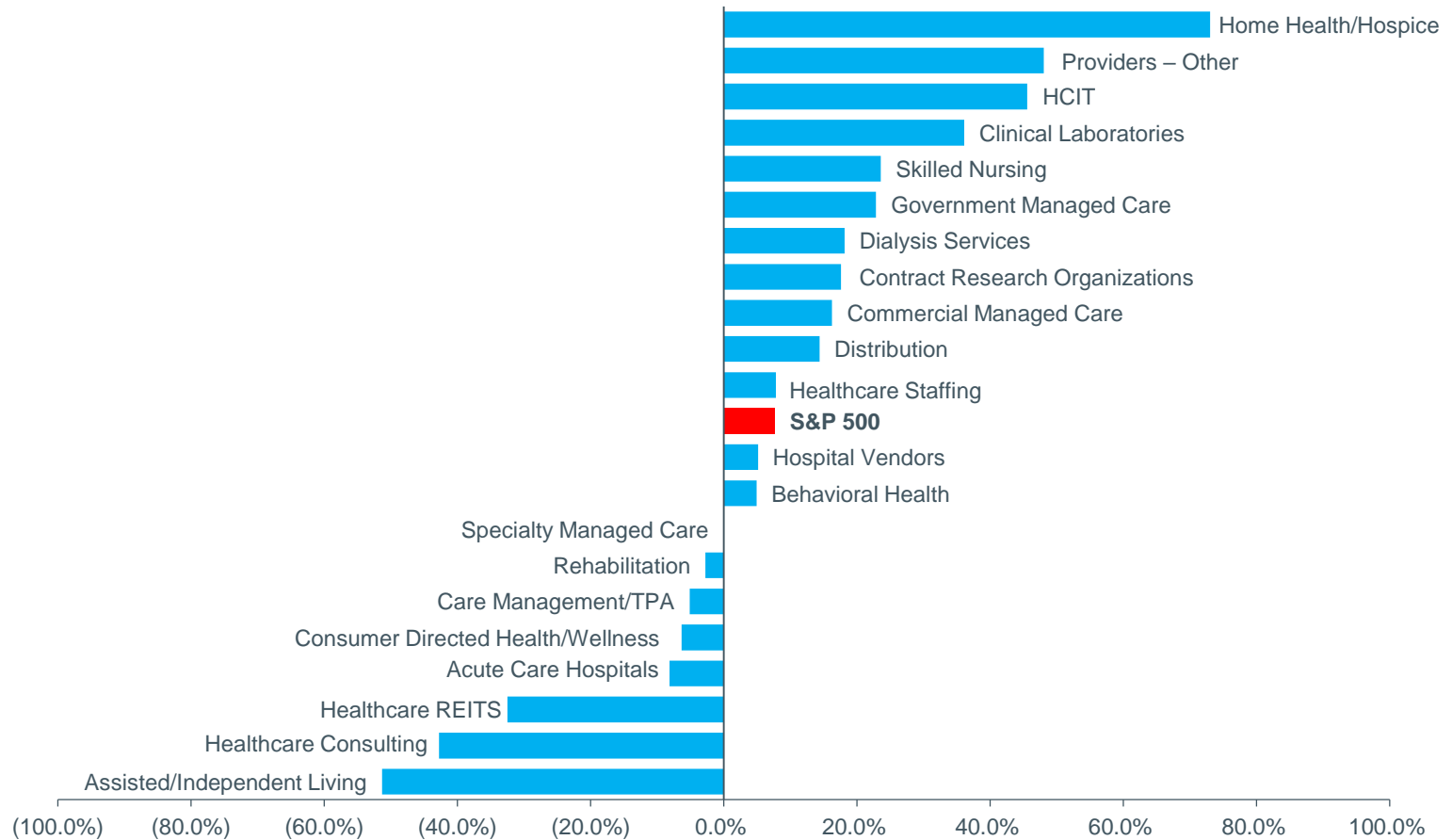
Healthcare Services Sector Change

1 Month % Change



Healthcare Services Sector Change

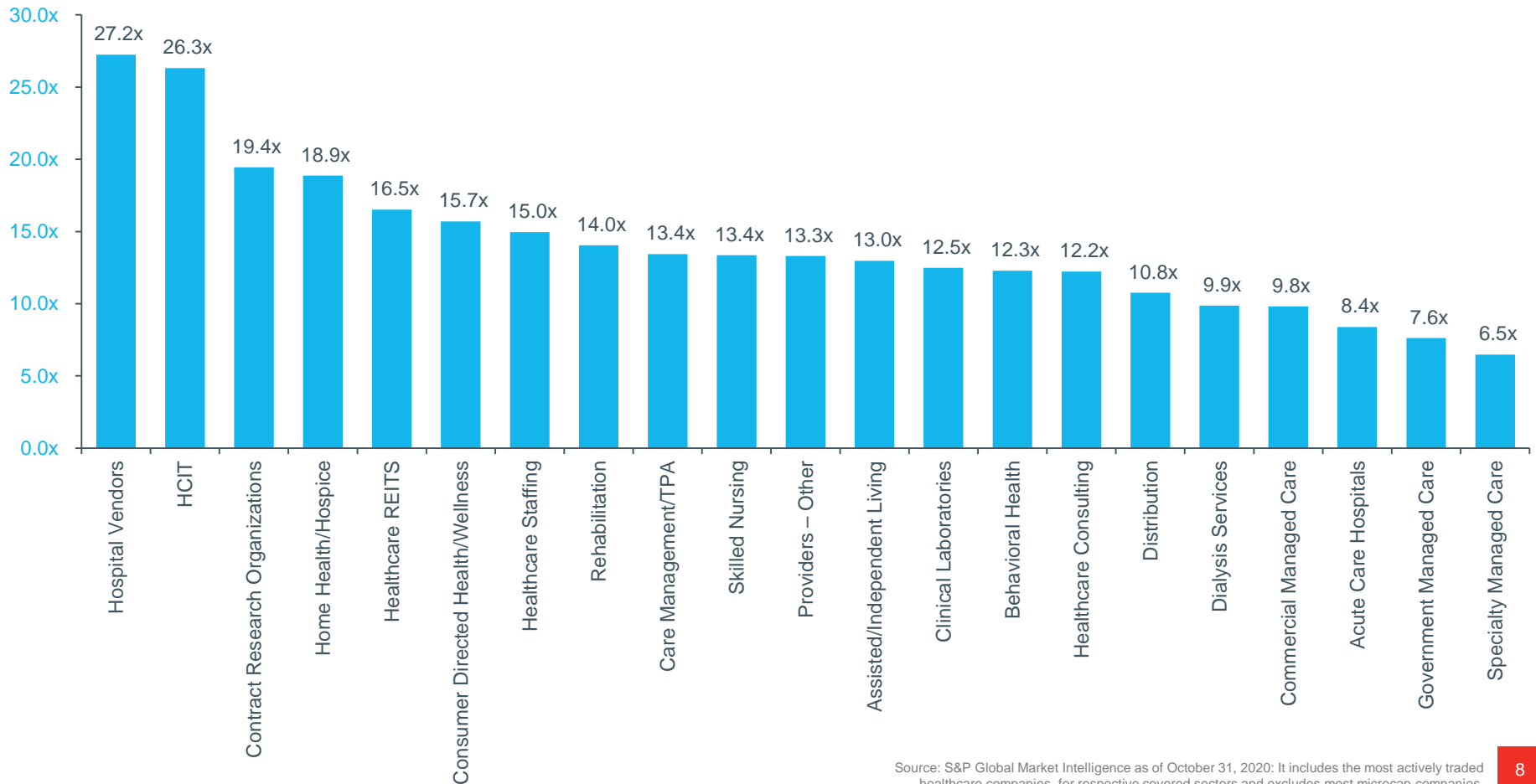
12 Month % Change



Source: S&P Global Market Intelligence as of October 31, 2020: It includes the most actively traded healthcare companies, for respective covered sectors and excludes most microcap companies.

Healthcare Services Multiples

Overview of Subsector EV/LTM EBITDA



Source: S&P Global Market Intelligence as of October 31, 2020. It includes the most actively traded healthcare companies, for respective covered sectors and excludes most microcap companies.

For the detailed October trading multiples for individual healthcare services companies, please contact one of our professionals below.

Brooks Dexter

Managing Director
Head of Healthcare M&A
Los Angeles
+1 310 850 8714
brooks.dexter@duffandphelps.com

Eric Coburn

Managing Director
New York
+1 917 692 6283
eric.coburn@duffandphelps.com

Philip Smith

Managing Director
Minneapolis
+1 612 590 1956
philip.smith@duffandphelps.com

Jordan Lamos

Director
Los Angeles
+1 818 665 9637
jordan.lamos@duffandphelps.com

Priyanka Sharma

Director
New York
+1 917 455 8308
priyanka.sharma@duffandphelps.com

Peter Machmeier

Vice President
Minneapolis
+1 612 849 3792
peter.machmeier@duffandphelps.com

Cray Yoo

Vice President
Los Angeles
+1 310 498 2500
cray.yoo@duffandphelps.com

About Duff & Phelps

Duff & Phelps is the world's premier provider of governance, risk and transparency solutions. We work with clients across diverse sectors in the areas of valuation, corporate finance, disputes and investigations, cyber security, claims administration and regulatory compliance. With Kroll, the leading global provider of risk solutions, and Prime Clerk, the leader in complex business services and claims administration, our firm has nearly 4,000 professionals in 25 countries around the world. For more information, visit www.duffandphelps.com.

M&A advisory, capital raising and secondary market advisory services in the United States are provided by Duff & Phelps Securities, LLC. Member FINRA/SIPC. Pagemill Partners is a Division of Duff & Phelps Securities, LLC. M&A advisory, capital raising and secondary market advisory services in the United Kingdom are provided by Duff & Phelps Securities Ltd. (DPSL), which is authorized and regulated by the Financial Conduct Authority. M&A advisory and capital raising services in Germany are provided by Duff & Phelps GmbH, which is a Tied Agent of DPSL. Valuation Advisory Services in India are provided by Duff & Phelps India Private Limited under a category 1 merchant banker license issued by the Securities and Exchange Board of India.

The material in this report is for information purposes only and is not intended to be relied upon as financial, accounting, tax, legal or other professional advice. This report does not constitute, and should not be construed as soliciting or offering any investment or other transaction, identifying securities for you to purchase or offer to purchase, or recommending the acquisition or disposition of any investment. Duff & Phelps does not guarantee the accuracy or reliability of any data provided from third party resources. Although we endeavor to provide accurate information from third party sources, there can be no guarantee that such information is accurate as of the date it is received or that it will continue to be accurate in the future.

Appendix | Selected Companies

Acute Care Hospitals (4)

Community Health Systems, Inc. (NYSE:CYH), HCA Healthcare, Inc. (NYSE:HCA), Tenet Healthcare Corporation (NYSE:THC), Universal Health Services, Inc. (NYSE:UHS)

Assisted/Independent Living (3)

Brookdale Senior Living Inc. (NYSE:BKD), Capital Senior Living Corporation (NYSE:CSU), Five Star Senior Living Inc. (NasdaqCM:FVE)

Behavioral Health (3)

Acadia Healthcare Company, Inc. (NasdaqGS:ACHC), Magellan Health, Inc. (NasdaqGS:MGLN), Oak Street Health, Inc. (NYSE:OSH)

Dialysis Services (3)

American Renal Associates Holdings, Inc. (NYSE:ARA), DaVita Inc. (NYSE:DVA), Fresenius Medical Care AG & Co. KGaA (DB:FME)

Healthcare Staffing (2)

AMN Healthcare Services, Inc. (NYSE:AMN), Cross Country Healthcare, Inc. (NasdaqGS:CCRN)

Home Health/Hospice (6)

Addus HomeCare Corporation (NasdaqGS:ADUS), Amedisys, Inc. (NasdaqGS:AMED), Chemed Corporation (NYSE:CHE), LHC Group, Inc. (NasdaqGS:LHCG), Pennant Group, Inc. (NasdaqGS:PNTG), The Providence Service Corporation (NasdaqGS:PRSC)

Rehabilitation (4)

Encompass Health Corporation (NYSE:EHC), The Joint Corp. (NasdaqCM:JYNT), Select Medical Holdings Corporation (NYSE:SEM), U.S. Physical Therapy, Inc. (NYSE:USPH)

Skilled Nursing (3)

Genesis Healthcare, Inc. (NYSE:GEN), National HealthCare Corporation (AMEX:NHC), The Ensign Group, Inc. (NasdaqGS:ENSG)

Providers – Other (4)

1Life Healthcare, Inc. (NasdaqGS:ONEM), MEDNAX, Inc. (NYSE:MD), RadNet, Inc. (NasdaqGM:RDNT), Surgery Partners, Inc. (NasdaqGS:SGRY)

Commercial Managed Care (5)

Anthem, Inc. (NYSE:ANTM), Cigna Corporation (NYSE:CI), Humana Inc. (NYSE:HUM), Progyny, Inc. (NasdaqGS:PGNY), UnitedHealth Group Incorporated (NYSE:UNH)

Government Managed Care (2)

Centene Corporation (NYSE:CNC), Molina Healthcare, Inc. (NYSE:MOH)

Specialty Managed Care (2)

Assurant, Inc. (NYSE:AIZ), Triple-S Management Corporation (NYSE:GTS)

Appendix | Selected Companies

Consumer Directed Health and Wellness (5)

Benefitfocus, Inc. (NasdaqGM:BNFT), Castlight Health, Inc. (NYSE:CSLT), Fitbit, Inc. (NYSE:FIT), HealthEquity, Inc. (NasdaqGS:HQY), Tivity Health, Inc. (NasdaqGS:TVTY)

HCIT (25)

Accolade, Inc. (NasdaqGS:ACCD), Allscripts Healthcare Solutions, Inc. (NasdaqGS:MDRX), American Well Corporation (NYSE:AMWL), Cerner Corporation (NasdaqGS:CERN), Change Healthcare Inc. (NasdaqGS:CHNG), Computer Programs and Systems, Inc. (NasdaqGS:CPSI), Craneware plc (AIM:CRW), Evolent Health, Inc. (NYSE:EVH), GoodRx Holdings, Inc. (NasdaqGS:GDRX), Health Catalyst, Inc. (NasdaqGS:HCAT), HealthStream, Inc. (NasdaqGS:HSTM), HMS Holdings Corp. (NasdaqGS:HMSY), Inovalon Holdings, Inc. (NasdaqGS:INOV), Medica Group Plc (LSE:MGP), NantHealth, Inc. (NasdaqGS:NH), National Research Corporation (NasdaqGS:NRC), NextGen Healthcare, Inc. (NASDAQ:NXGN), Omnicell, Inc. (NasdaqGS:OMCL), OptimizeRx Corporation (NASDAQ: OPRX), Phreesia, Inc. (NYSE:PHR), Premier, Inc. (NasdaqGS:PINC), R1 RCM Inc. (NasdaqGS:RCM), Streamline Health Solutions, Inc. (NasdaqCM:STRM), Tabula Rasa HealthCare, Inc. (NasdaqGM:TRHC), Teladoc Health, Inc. (NYSE:TDOC)

Care Management/TPA (4)

CorVel Corporation (NasdaqGS:CRVL), Crawford & Company (NYSE:CRD.B), eHealth, Inc. (NasdaqGS:EHTH), MAXIMUS, Inc. (NYSE:MMS)

Clinical Laboratories (8)

Biodesix, Inc. (NasdaqGM:BDXS), Fulgent Genetics, Inc. (NasdaqGM:FLGT), Invitae Corporation (NYSE:NVTA), Laboratory Corporation of America Holdings (NYSE:LH), Progenity, Inc. (NasdaqGM:PROG), Psychemedics Corporation (NasdaqCM:PMD), Quest Diagnostics Incorporated (NYSE:DGX), Sonic Healthcare Limited (ASX:SHL)

Contract Research Organizations (6)

Charles River Laboratories International, Inc. (NYSE:CRL), ICON Public Limited Company (NasdaqGS:ICLR), Syneos Health, Inc. (NasdaqGS:SYNH), PPD (NasdaqGS:PPD), PRA Health Sciences, Inc. (NasdaqGS:PRAH), IQVIA Holdings Inc. (NYSE:IQV)

Hospital Vendors (4)

American Shared Hospital Services (AMEX:AMS), Healthcare Services Group, Inc. (NasdaqGS:HCSG), Sharps Compliance Corp. (NasdaqCM:SMED), Stericycle, Inc. (NasdaqGS:SRCL)

Healthcare Consulting (1)

Huron Consulting Group Inc. (NASDAQ:HURN)

Distribution (7)

AdaptHealth Corp. (NasdaqCM:AHCO), AmerisourceBergen Corporation (NYSE:ABC), Cardinal Health, Inc. (NYSE:CAH), Henry Schein, Inc. (NasdaqGS:HSIC), McKesson Corporation (NYSE:MCK), Owens & Minor, Inc. (NYSE:OMI), Patterson Companies, Inc. (NasdaqGS:PDCCO)

Healthcare REITs (15)

CareTrust REIT, Inc. (NasdaqGS:CTRE), Community Healthcare Trust Incorporated (NYSE:CHCT), Healthcare Realty Trust Incorporated (NYSE:HR), Healthcare Trust of America, Inc. (NYSE:HTA), LTC Properties, Inc. (NYSE:LTC), Medical Properties Trust, Inc. (NYSE:MPW), National Health Investors, Inc. (NYSE:NHI), New Senior Investment Group Inc. (NYSE:SNR), Omega Healthcare Investors, Inc. (NYSE:OHI), Physicians Realty Trust (NYSE:DOC), Sabra Health Care REIT, Inc. (NasdaqGS:SBRA), Diversified Healthcare Trust (NasdaqGS:DHC), Universal Health Realty Income Trust (NYSE:UHT), Ventas, Inc. (NYSE:VTR), Welltower Inc. (NYSE:WELL)